

ÉTABLISSEMENT  
EN GESTION DIRECTE



aefe

Agence pour  
l'enseignement français  
à l'étranger

UCAS

S'inscrire dans les études supérieures  
au Royaume-Uni



Lycée Français Jean-Mermoz Dakar, Sénégal



## ❑ La majorité des établissements recrutent via UCAS

Ne sont pas dans UCAS:

- Certains cours d'art
- Les « Foundation diploma in Art & Design » (1 an) – *à ne pas confondre avec les « Foundation degrees » (études de 2 ans) dont l'inscription passe par UCAS*
- Autres écoles privées

## ❑ Dates de candidature

- Avant le 15 octobre pour Oxford, Cambridge, ainsi que pour les formations en médecine, dentaire et vétérinaire.
- Entre le 1er septembre et le 15 janvier pour le reste.



## Un site Internet

[www.ucas.com](http://www.ucas.com)

UCAS Further education Undergraduate Postgraduate Alternatives Careers Sign in

Students  
Advisers  
Providers

### Choose your future

Explore your options, apply to university, and more

Find courses, information and more

Going to university?  
Studying a degree at university, college, or a conservatoire.

ROBERT GORDON UNIVERSITY **REGISTER TODAY**

No Tier 4 sponsorship **CALL AND APPLY**  
0 20 3846 1730

## Undergraduate

Applying for university and college degree courses

~~2019 entry~~

Use Apply to complete your application.

Use Track to check the progress of your submitted application.

Apply

Track

2020 entry

You can now send us your 2020 entry application.

Use Track to check the progress of your submitted application.

Apply

Track



# Créer son compte *Register*

# 2020 apply

## Register and log in

What is Apply?

Help

English ▾

Key

? Help

[Home](#) > Register and log in

### Log in

If you have already registered, please enter your username and password below to log in. **You must enter your username in lower case and your password in the same case you used to register.**

Username

Password

[Forgotten login?](#)

[log in](#)

### Register

If you have not registered for 2020 entry, please click the 'register' button to use this service. **You only need to register once.** If you apply more than once in a cycle your application fee will not be refunded.

[register](#)



## Créer son compte *Se rattacher au Lycée Mermoz*

2020 apply Initial UCAS questions: How are you applying? <Log out

- What is Apply?
- Help
- Options/Opsiynau

### Key

? Help

### Initial UCAS questions

#### How are you applying?\*

- Through my school/college ?
- Through a careers organisation ?
- Through another organisation ?
- As an individual

2020 apply Initial UCAS questions: How are you applying? <Log out

- What is Apply?
- Help
- Options/Opsiynau

### Key

? Help

### Initial UCAS questions

You need to enter your buzzword on this page. If you do not know the buzzword, your tutor or careers adviser will give this to you. You will only need to enter your buzzword at this stage and then it will no longer be needed.

(Buzzwords are case sensitive)

Buzzword\*

**LFJMermoz2020**

Your buzzword should have been given to you by your school, college, careers centre, or other organisation to access and view the progress of your application. This is very important, as it helps us establish which organisation you're applying to. It also enables your referee to attach your reference and send your application to us once all parts are complete. By entering your buzzword, you give your permission for your school, college, careers centre, or other organisation to access and view the progress of your application.

If you wish to withdraw your request to link to a centre, so you can add a reference from a different source, or if you no longer want them to see the progress of your application, please call our Customer Experience Centre on 0371 468 0 468.





## Avant de commencer, bien lire les instructions.

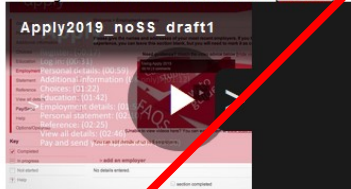


Welcome	
Personal details	<input type="checkbox"/>
Choices	<input type="checkbox"/>
Education	<input type="checkbox"/>
Employment	<input type="checkbox"/>
Statement	<input type="checkbox"/>
View all details	<input type="checkbox"/>
Pay/Send	<input type="checkbox"/>
Help	
Options/Opssynau	

<b>Key</b>	
<input checked="" type="checkbox"/>	Completed
<input type="checkbox"/>	In progress
<input type="checkbox"/>	Not started
<input type="checkbox"/>	Help

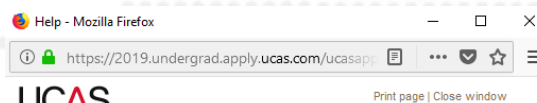
Welcome

Welcome Aline,

Your Personal ID is: **143-099-5904**.**Please make a note of this number and keep it handy. You will need to quote this number to our Customer Contact Centre.**Need guidance? Watch the video advice below [\[Hide video\]](#)(Unable to view videos here? You can watch them at [www.ucas.com/connect/videos](http://www.ucas.com/connect/videos) instead)

Before starting your application, please read through the relevant information below regarding:

- [completing your application](#)
- [applicants applying through a school, college or organisation](#)
- [applicants applying as an individual](#)
- [deadlines for submitting your application](#)

**Completing your application**

You and your referee should now complete all the sections listed to the left of this screen. Help screens are available for each page, and most questions will have additional help (click on the question mark next to each field). Please make sure that you read all relevant help text before completing your application. Further information is also on the main UCAS website.

Your application does not have to be completed all at once, and you can leave a section partially completed. Until you complete the payment process, you can return to any section and change the information that you have entered.

Please check that you have included all relevant information on your application - if important details are missing, it could delay your application.

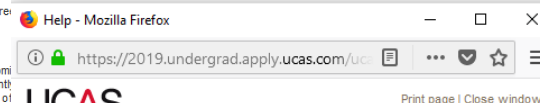
Each section listed on the left will need to be marked as complete, including a completed reference, before you can send your application to UCAS (or to your referee if you are applying through a school, college or other organisation). To do this, please tick the 'section completed' box at the bottom of each page and click **Save**. A red tick will then appear next to each completed section. Applications can be sent from mid-September.

The Pay/Send link will become available once your application is complete.

If the Pay/Send link is not available, please check that:

1. each section of your application has been marked as complete (a red tick will be displayed next to each section)
2. your reference has been completed by your nominated referee
3. if you have entered an email address, it has been verified
4. the date is after mid-September 2018

Please do not continue with this application if you have already submitted 2019 entry cycle. This includes deferred entries that you are currently in. All duplicate applications will be cancelled without a refund of

**Applying through a school, college or organisation**

Once you have entered your application details, and marked each section as complete, you can send your application to your referee. They will add the reference and send the complete application to UCAS on your behalf. It is your responsibility to ensure that your school sends your application to us by the relevant deadline.

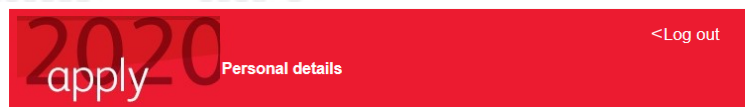
The application fee for this service is £24 for more than one choice or €18 for a single choice. Your school, college or organisation will let you know how to pay. It will be either by credit or debit card online, or by paying your school or other registered centre who will then pay us.

**You will not be able to send your application to your referee until all the relevant sections have been marked as complete.**



# Enregistrer ses informations personnelles

## Personal details (1/2)



Welcome
<b>Personal details</b>
Choices
Education
Employment
Statement
View all details
Pay/Send
Help
Options/Opsynau

**Key**

Completed

In progress

Not started


Help

Welcome > Personal details

Some of these details have been copied automatically from the information given when you first registered.

Compulsory fields are marked with an asterisk (\*).

Before leaving this section please click 'save' to avoid losing any information. When you have finished all the entries please click on 'section completed' and 'save'.



(Unable to view videos here? You can watch them at [www.ucas.com/connect/videos](http://www.ucas.com/connect/videos) instead)

Personal

Title\*  ?

Gender\*  ?

First/given name(s)\*  ?

Surname/family name\*  ?

Preferred first name  ?

Previous surname at 16th birthday  ?

Postal address\*  ?  
 ?  
 ?

Reference numbers

If you do not have any of the following reference numbers, please leave the boxes blank.

Unique Learner Number (ULN)  ?

Test of English as a Foreign Language (TOEFL) Number  ?

International English Language Testing System (IELTS) TRF Number  ?

Renseignez votre civilité, les informations concernant votre passeport...

Reference numbers : Si vous avez passé des tests officiels d'anglais, renseignez vos numéros de référence.

Pour le TOEFL, renseignez votre numéro d'inscription (il se trouve notamment sur votre feuille de résultats).

Pour l'IELTS entrez votre numéro de rapport d'examen (TRF).



# Enregistrer ses informations personnelles

## Personal details (2/2)

**Student support**

Please select...

Student support a...  
Please select...  
01 Private finance  
02 UK, ChI, IoM or EU student finance services  
04 Research councils  
05 DH/Regional Health  
06 UK Govt international award  
07 Training agency  
08 Other UK Govt award  
09 International agency  
10 UK Industry/commerce  
90 Other source  
99 Not known

...ect fee code '02 UK, ChI, IoM or EU  
... see list ?  
...y have lived within the EU or  
...n to make a decision about the fees  
...at may be available to you.

**Nominated access**

You can choose to nominate someone, eg parent/guardian/adviser, who can discuss your application with us and the universities if you are unavailable.

Full name of nominee  ?

Relationship to you  ?

**Disability/special needs**

Universities and colleges welcome students with disabilities, and will try to meet your needs wherever possible. The information you give here will help them do this.

Category\*  see list ?

Please give details of any special needs  ?

section completed

**Student support** : Indiquez comment vous allez financer vos études (menu déroulant).

**Nominated access** : Permet aux personnes désignées de prendre des décisions en votre nom ou de discuter avec UCAS en votre nom si la situation se présente.

**Disability/special needs** : Si vous décidez de mentionner votre handicap, l'université pourra adapter votre accueil en fonction.

Important : aucune discrimination ne sera faite par rapport à votre handicap





# Enregistrer ses vœux

## Choices (1/3)

2020 apply Choices <Log out

- Welcome
- Personal details
- Student finance
- Choices
- Education
- Employment
- Statement
- View all details
- Pay/Send
- Help
- Options/Opsiynau

Key

- Completed
- In progress
- Not started
- Help

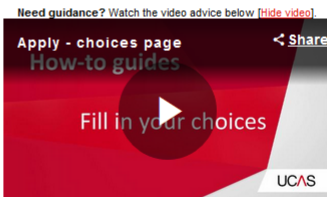
Welcome > Choice summary

Please make sure you have read the latest information about course fees on our [student finance pages](#) (opens in a new window).

Please add a choice. You can make a maximum of 5 choices.

Compulsory fields are marked with an asterisk (\*).

Before leaving this section please click 'save' to avoid losing any information. When you have finished all the entries please click on 'section completed' and 'save'.



(Unable to view videos here? You can watch them at [www.ucas.com/connect/videos](http://www.ucas.com/connect/videos) instead)

**Vous pouvez choisir jusqu'à 5 cours. Il n'y a pas d'ordre de préférence et les universités ne voient pas les autres vœux que vous faites.**

**Chaque université et chaque cours a un code. Pour trouver la bonne formation, cliquez sur *The UCAS search tool***

> add a choice

2020 apply Choices <Log out

- Welcome
- Personal details
- Student finance
- Choices
- Education
- Employment
- Statement
- View all details
- Pay/Send
- Help
- Options/Opsiynau

Key

- Completed
- In progress
- Not started
- Help

Welcome > Choice summary > Choice details

To avoid losing information please click 'save' before leaving the page.

To find courses based on subject, provider and location, check entry requirements, and view course-specific fee information, please use [the UCAS search tool](#) (opens in a new window).

Compulsory fields are marked with an asterisk (\*).

Institution code\*   

Course code\*   

Campus code\*   

Start date\*   

Further details

Live at home while studying?\*  Yes  No

Point of entry



## Enregistrer ses vœux *Choices (2/3)*

UCAS

Search for **Courses**

Q Arts|

Study level: Undergraduate - Entry year: 2020 - 2021 - Postcode: e.g. GL52 3LZ

Go

Entrez le domaine qui vous intéresse dans le moteur de recherche et cliquez sur *Go*.

Vous pouvez ajouter des critères pour réduire la liste des résultats. Cliquez sur le programme souhaité.

Sort by: University or college (A to Z)

Study year: 2020 - 2021

Course level: Undergraduate

Entry requirements (beta): Calculate your Tariff points

0 144+

Apply Tariff points

Find out more about this filter

- Viewing providers  
2,555 courses from 239 providers
- EXPAND ALL COLLAPSE ALL
- University of Aberdeen**  
20 courses
    - Archaeology and History of Art  
Master of Arts (with Honours) - MA (Hons)
    - Celtic & Anglo Saxon Studies and History of Art  
Master of Arts (with Honours) - MA (Hons)
    - English and History of Art**  
Master of Arts (with Honours) - MA (Hons)
  - Abertay University**  
1 course
    - Computer Arts  
Bachelor of Arts (with Honours) - BA (Hons)



# Enregistrer ses vœux Choices (3/3)



## English and History of Art

University of Aberdeen  
Degree level: Undergraduate

Course summary

How to apply

Entry requirements

Fees and funding

Provider information

### English language requirements

Test	Grade	Additional details
IELTS (Academic)	6.0	Listening - 5.5 or above Reading - 5.5 or above Speaking - 5.5 or above Writing - 6.0 or above Overall - 6.0
PTE Academic	54.0	Listening - 51 or above Reading - 51 or above Speaking - 51 or above Writing - 54 or above Overall - 54 or above
TOEFL (iBT)	78.0	TOEFL DI code is 0818: Listening - 17 or above Reading - 18 or above Speaking - 20 or above Writing - 21 or above Overall - 78

**Entry requirements : Bien vérifier les prérequis notamment en langue.**

**How to apply : Vous permet de trouver les codes pour ajouter le vœu à vos candidatures.**

Course summary

How to apply

Entry requirements

Fees and funding

Provider information

### How to apply

#### Application codes

You will need these codes when you add a choice to your application.

Course code	QV33
Institution code	A20
Campus name	Main Site
Campus code	-



Welcome > Choice summary > Choice details

**To avoid losing information please click 'save' before leaving the page.**

To find courses based on subject, provider and location, check entry requirements, and view course-specific fee information, please use [the UCA5 search tool](#) (opens in a new window).

Compulsory fields are marked with an asterisk (\*).

<ul style="list-style-type: none"> <li>Welcome</li> <li>Personal details <input checked="" type="checkbox"/></li> <li>Student finance <input checked="" type="checkbox"/></li> <li>Choices <input type="checkbox"/></li> <li>Education <input type="checkbox"/></li> <li>Employment <input type="checkbox"/></li> <li>Statement <input type="checkbox"/></li> <li>Visa/overseas <input type="checkbox"/></li> <li>Pay/Send <input type="checkbox"/></li> <li>Help</li> <li>Options/Opssynau</li> </ul>	<p>Institution code* <input type="text" value="A40"/> <a href="#">see list</a> <a href="#">?</a></p> <p>Course code* <input type="text" value="W4A1"/> <a href="#">see list</a> <a href="#">?</a></p> <p>Campus code* <input type="text"/> <a href="#">see list</a> <a href="#">?</a></p> <p>Start date* <input type="text" value="September 2019"/> <a href="#">see list</a> <a href="#">?</a></p> <p>Further details <input type="text"/> <a href="#">?</a></p> <p>Live at home while studying?* <input type="radio"/> Yes <input checked="" type="radio"/> No <a href="#">?</a></p> <p>Point of entry <input type="text"/> <a href="#">?</a></p> <p><a href="#">save</a> <a href="#">cancel</a></p>
--	--

**Key**

- Completed
- In progress
- Not started
- [?](#) Help



# Renseigner sa scolarité

## Education (1/6)

2020 apply Education <Log out

Welcome > Education

Compulsory fields are marked with an asterisk (\*).

Click on the 'add new school/college/centre' to add the centres you have attended. Enter details of qualifications that you have achieved or are in the process of achieving at that school/college/centre. Click on 'section completed' and 'save' when you have finished.

Need guidance? Watch the video advice below [\[hide video\]](#)

Apply - education page  
How-to guides  
Fill in your education details  
UCAS

(Unable to view videos here? You can watch them at [www.ucas.com/connect/videos](http://www.ucas.com/connect/videos) instead)

You can add up to 10 schools/colleges/centres.

> add new school/college/centre

No schools/colleges/centres entered.

Key

- Completed
- In progress
- Not started
- Help

Ajoutez le ou les établissements dans le(s)quel(s) vous avez effectué votre secondaire (2<sup>nd</sup>e à Terminale).

Si vous avez passé les épreuves anticipées ou si vous allez passer le Bac au sein de l'établissement, sélectionnez *Yes* à la question *Did you/will you receive any qualifications at this center?*

2020 apply Education

Welcome > Education > Where have you studied?

Compulsory fields are marked with an asterisk (\*).

Before leaving this page click 'save' to avoid losing any of your information.

School/college/centre name\* Lycée français Jean Mermoz find... ?

Exam centre number ?

When did you start...\* September | 2012 | ?

...and finish?\* June | 2019 | ?

Attendance\*  full-time  part-time  sandwich ?

Did you / will you receive any qualifications at this centre?\* Yes | ?

save cancel

Key

- Completed
- In progress





# Renseigner sa scolarité

## Education (2/6)

2020 apply Education <Log out

Welcome	
Personal details	<input checked="" type="checkbox"/>
Student finance	<input checked="" type="checkbox"/>
Choices	<input checked="" type="checkbox"/>
Education	<input checked="" type="checkbox"/>
Employment	<input type="checkbox"/>
Statement	<input type="checkbox"/>
View all details	<input type="checkbox"/>
Pay/Send	<input type="checkbox"/>
Help	<input type="checkbox"/>
Options/Opsiynau	<input type="checkbox"/>

Key

- Completed
- In progress
- Not started
- Help

Welcome > Education

Compulsory fields are marked with an asterisk (\*).

We need to know any qualifications you have taken or are currently taking. When you have entered all of your centres and qualifications, click on 'section completed' and 'save'.



(Unable to view videos here? You can watch them at [www.ucas.com/connect/videos](http://www.ucas.com/connect/videos) instead)

⚠ Cannot complete section as either:  
one or more schools/colleges and/or qualifications are invalid/incomplete, or  
one of more fields on this page are invalid/incomplete.

You've added details for 1 school/college/centre(s) so far. You can still add details for 9 more.

> add new school/college/centre

Lyceee francais Jean Mermoz (09/2012 - 06/2019, FT)

> edit  
> remove

> add qualifications

2020 apply Education <Log out

Welcome	
Personal details	<input checked="" type="checkbox"/>
Student finance	<input checked="" type="checkbox"/>
Choices	<input checked="" type="checkbox"/>
Education	<input checked="" type="checkbox"/>
Employment	<input type="checkbox"/>
Statement	<input type="checkbox"/>
View all details	<input type="checkbox"/>
Pay/Send	<input type="checkbox"/>
Help	<input type="checkbox"/>
Options/Opsiynau	<input type="checkbox"/>

Welcome > Education > Choose qualification

Please search for the qualification title, eg 'A level' and not the subject, eg 'chemistry'.

Overseas qualifications will be listed alphabetically under the name of the country they were taken in.

Search:

Or select from the popular qualifications listed below

Popular qualifications

France-Baccalaureat  
France-Baccalaureat Technologique (BTn)

Ajoutez le diplôme que vous allez passer.

France-Baccalaureat pour le Bac général

France-Baccalaureat Technologique (BTn)

pour le Bac STMG





# Renseigner sa scolarité

## Education (3/6)

Welcome

Personal details

Student finance

Choices

Education

Employment

Statement

View all details

Pay/Send

Help

Options/Opsynau

---

**Key**

Completed

In progress

Not started

Help

Welcome &gt; Education &gt; Enter France-Baccalaureat

## France-Baccalaureat

Please enter details below, using the 'other' boxes only where the applicable option cannot be found in the lists provided.

Qualification date\* June 2020 ?

Series\* L (other) ?

Mean mark ?

## Module / unit 1\*

Subject\* French written - Langage &amp; Literature ?

Qualification date\* June 2019 ?

Mark 12/20 ?

## Module / unit 2

Subject French oral - Langage &amp; Literature ?

Qualification date June 2019 ?

Mark 13/20 ?

## Module / unit 3

Subject Groupe project (TPE) - maths &amp; economics ?

Qualification date June 2019 ?

Mark 15/20 ?

## Module / unit 4

Subject Sciences ?

Qualification date June 2019 ?

Mark 10/20 ?

## Module / unit 5

Subject Mathematics ?

Qualification date June 2020 ?

Mark ?

## Module / unit 6

Subject History &amp; geography ?

Qualification date June 2020 ?

Mark ?

## Module / unit 7

Subject Economics &amp; Social sciences &amp; additional ect ?

Qualification date June 2020 ?

Mark ?

## Module / unit 8

Subject Philosophy ?

Qualification date June 2020 ?

**N'oubliez pas de renseigner vos épreuves anticipées du Bac en veillant à mettre la bonne date.**



### Lexique pour renseigner vos matières

#### Epreuves anticipées (suivant le Bac que vous passez):

- *French written – Language and literature*
- *French oral – Language and literature*
- *Group project (TPE) – mentionner les 2 disciplines associées (ex: maths & economics)*
- *Science*

#### Epreuves finales (suivant le Bac que vous passez):

- *Mathematics (si spé maths : Mathematics + Additional Maths)*
- *Physics chemistry (si spé physique : Physics + Additional Physics)*
- *Life and earth sciences (si spé SVT : Biology & Earth Sciences + Additional Bio/Science)*
- *History & geography*
- *Economics and social science (si spé SES : Economics and social science & additional economics)*
- *Politics*
- *Philosophy*
- *English Literature Studied in English*
- *Foreign language - English*
- *Foreign language - Spanish*
- *Foreign language - German*
- *Physical education*
- *Art (Drama)*



# Renseigner sa scolarité

## Education (5/6)

2020
Education
<Log out

Welcome

Personal details

Student finance

Choices

Education

Employment

Statement

View all details

Pay/Send

Help

Options/Opsynau

**Key**

Completed

In progress

Not started

Help

Welcome > Education

Compulsory fields are marked with an asterisk (\*).

We need to know any qualifications you have taken or are currently taking. When you have entered all of your centres and qualifications, click on 'section completed' and 'save'.

Need guidance? Watch the video advice below [\[hide video\]](#)

Apply - education page

How-to guides

▶

Fill in your education details

UCAS

(Unable to view videos here? You can watch them at [www.ucas.com/connect/videos](http://www.ucas.com/connect/videos) instead)

You've added details for 1 school/college/centre(s) so far. You can still add details for 9 more.

> add new school/college/centre

**Warning:**  
Centre number has not been entered. If the search facility does not have a centre number you can leave it blank. The warning message will remain.

**Warning:** as you have entered a finish date which is in the future, these details must be for the school or college you are currently attending.

<p><b>Lycee francais Jean Mermoz</b> (09/2012 - 06/2019, FT)</p> <p><b>France-Baccalaureat</b></p> <p><a href="#">France-Baccalaureat</a>      06/2019      L      (11 modules)</p>	<p>&gt; edit</p> <p>&gt; remove</p>
---	-------------------------------------

> add qualifications

Please state the highest level of qualification you expect to have before you start your course\*

Below honours degree level qualifications
▼

section completed

Dans le menu déroulant, sélectionnez le niveau de qualification que vous allez atteindre à la fin de votre lycée:

Below honours degree level qualifications



# Renseigner sa scolarité

## Education (6/6)

Education

> edit

[Lycee francais Jean Mermoz \(09/2012 -06/2020\)](#)

Warning:

Centre number has not been entered. If the search facility does not have a centre number you can leave it blank. The warning message will remain.

Warning: as you have entered a finish date which is in the future, these details must be for the school or college you are currently attending.

France-Baccalaureat

[France-Baccalaureat](#)

French written - Langage & Literature  
 French oral - Langage & Literature  
 Groupe project (TPE) - maths & economics  
 Sciences  
 Mathematics  
 History & geography  
 Economics & Social sciences & additional economics  
 Philosophy  
 English  
 Spanish  
 Physical education

		06/2020	L
06/2019	12/20	}	}
06/2019	13/20		
06/2019	15/20		
06/2019	10/20	}	}
06/2020			
06/2020			
06/2020			
06/2020			
06/2020			
06/2020			

Cette page accessible dans le menu à gauche de l'écran (*View all in details*) récapitule les informations que vous avez enregistrées. Vérifiez qu'il n'y a pas d'oubli ou d'erreur.

Votre série de Bac et année d'obtention (06/2020)

Vos épreuves anticipées (06/2019)

Vos épreuves finales (06/2020)

Please state the highest level of qualification you expect to have before you start your course

Below honours degree level qualifications



# Mentionner ses expériences professionnelles

## Employment



Welcome	
Personal details	<input checked="" type="checkbox"/>
Student finance	<input checked="" type="checkbox"/>
Choices	<input checked="" type="checkbox"/>
Education	<input checked="" type="checkbox"/>
Employment	<input checked="" type="checkbox"/>
Statement	<input type="checkbox"/>
View all details	<input type="checkbox"/>
Pay/Send	<input type="checkbox"/>
Help	
Options/Opstynau	

Welcome > Employment summary

Please give the names and addresses of your most recent employers. If you have not had any paid work experience, you can leave this section blank, but you will need to mark it as complete.

Need guidance? Watch the video advice below [\[hide video\]](#).

Apply - employment page

How-to guides

Fill in your employment details

UCAS

(Unable to view videos here? You can watch them at [www.ucas.com/connect/videos](http://www.ucas.com/connect/videos) instead)

You can add details of up to 5 employers.

> add an employer

No details entered.

section completed

**Attention! Il s'agit ici d'enregistrer les expériences de travail rémunéré. Les stages, bénévoles...ne doivent pas être enregistrés ici.**





Welcome > Personal statement

Welcome

Personal details

Student finance

Choices

Education

Employment

Statement

View all details

Pay/Send

Help

Options/Opsynau

Key

Completed

In progress

Not started

Help

Our [guide to writing your personal statement](#) (opens in a new window) should help you complete this section.

We strongly recommend you write the statement using a word-processing package and paste it in to Apply.

You can type your statement directly into the box or edit a statement you have pasted in.



(Unable to view videos here? You can watch them at [www.ucas.com/connect/videos](http://www.ucas.com/connect/videos) instead)

Personal statement

Make sure your personal statement is your own work.

We'll carry out checks to verify your personal statement is your own work. Provided it is your own work, you can use your personal statement from your application last year. If it appears to have been copied from another source, we'll inform the universities and colleges to which you have applied. They will then take the action they consider appropriate. We'll also contact you by email to tell you this has happened.

Click 'save' within 35 minutes so that your work is not lost.

You have used 0 of 47 lines based on the preview and 0 of 4000 characters.

Your completed statement must be between 1,000 and 4,000 characters (maximum 47 lines) including spaces

**Vous pouvez saisir entre 1 000 et 4 000 caractères (espaces et lignes blanches compris).**

# Rédiger ses motivations

## Statement

Le *Personal statement* est très important car il vous permet d'exprimer votre motivation et les raisons pour lesquelles vous êtes capable de réussir dans les cours que vous demandez.

**Attention!** Votre motivation est commune à tous vos vœux, évitez donc de citer un cours ou un établissement si vous postulez dans plusieurs formations.

Astuce: Rédigez vos motivations sur traitement de texte puis faites un copier-coller car l'application se déconnecte automatiquement au bout de quelques minutes.

**Vous ne savez pas par où commencer?  
Visionnez la vidéo explicative.**



# Régler ses frais de dossier

## Pay/Send



Welcome > Important reminders

**Important reminders**

Please check the following **carefully** before you pay and send your application to us:

**Course fees**

Going to university or college is one of the biggest investments you can make. Have you checked how much it is going to cost you?

You can find out about [student finance](#) and course fee information in the [UCAS search tool](#) for the courses you are applying for.

**Choices**

Check your choices. Have you checked the course specific entry requirements and minimum entry criteria in the UCAS search tool?

Within seven days of the date on your welcome email you can swap the choice in Track. After seven days, and up to 14 days, [cal us](#) to swap the choice for you. Remember universities and colleges will already have your application and it is much better practice to submit a correct application from the start.

**Qualifications and education history**

Don't forget that all subjects for which you have received a result failed. Similarly, if you are waiting to take the final examinations c need to be entered. It is also important that you declare your full school, college or university you have attended or are currently could result in your application being cancelled.

**Key**

- Completed
- In progress
- Not started
- Help

**MasterCard SecureCode** **Verified by VISA**

**Le paiement peut s'effectuer lorsque votre dossier est complet (toutes les cases doivent être cochées).**

**NB: Les frais d'inscription sont de 18 £ si vous candidatez à un seul cours, et de 24 £ pour plusieurs cours.**

Welcome > Card details

Please check your choice details carefully, then enter your card details below. Compulsory fields are marked with an asterisk (\*).

**Choice summary**

Choice 1: Aberystwyth University (A40) Liberal Arts (W4A1)

**Card payment details**

Credit and debit cards: we accept UK and international Visa, Visa Debit, Delta, MasterCard, JCB, Maestro, and Electron. At the moment we do not accept American Express or Diners Club cards. Your card details will be encrypted before being transferred over the internet. The application will not be progressed until your payment has been authorised by the card issuer. If it is subsequently discovered that you did not have authority to make payment using the credit or debit card whose details are entered below then we will cancel your application.

Amount due 18.00 GBP

Card number\*

Expiry date\*

01 / 2018

Issue number (if applicable)

Security number\*

Make payment



# Que faire ensuite?

## ❑ Prendre rendez-vous avec votre professeur principal (PP)

Votre PP doit :

- rédiger une *Reference* qui doit notamment faire mention de votre potentiel scolaire et de votre attitude face au travail,
- établir vos notes prédictives au Bac (*Predicted grades*) pour les 5 matières les plus importantes de votre série.

Votre PP transmettra ensuite ces éléments à la conseillère d'orientation afin qu'elle complète votre dossier et le valide définitivement auprès de UCAS.

## ❑ Consulter régulièrement votre espace UCAS

Les universités vous répondront via UCAS (*conditional, unconditional, unsuccessful*)

NB: Certaines universités attendent le 15 janvier pour examiner les dossiers, d'autres donnent leur réponse au fur et à mesure de l'arrivée des dossiers de candidature.

La plupart des universités vous donneront une réponse avant la fin du mois de mars.



**Retrouvez toutes les informations et  
documents utiles pour candidater  
au Royaume-Uni  
sur le site Internet du lycée  
(Rubrique *Orientation – Etudier à l'étranger*)**